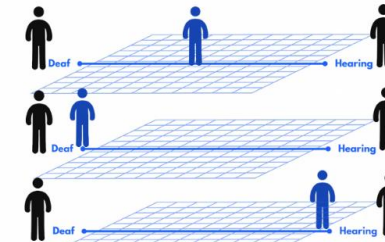


Axis of Participant Alignment


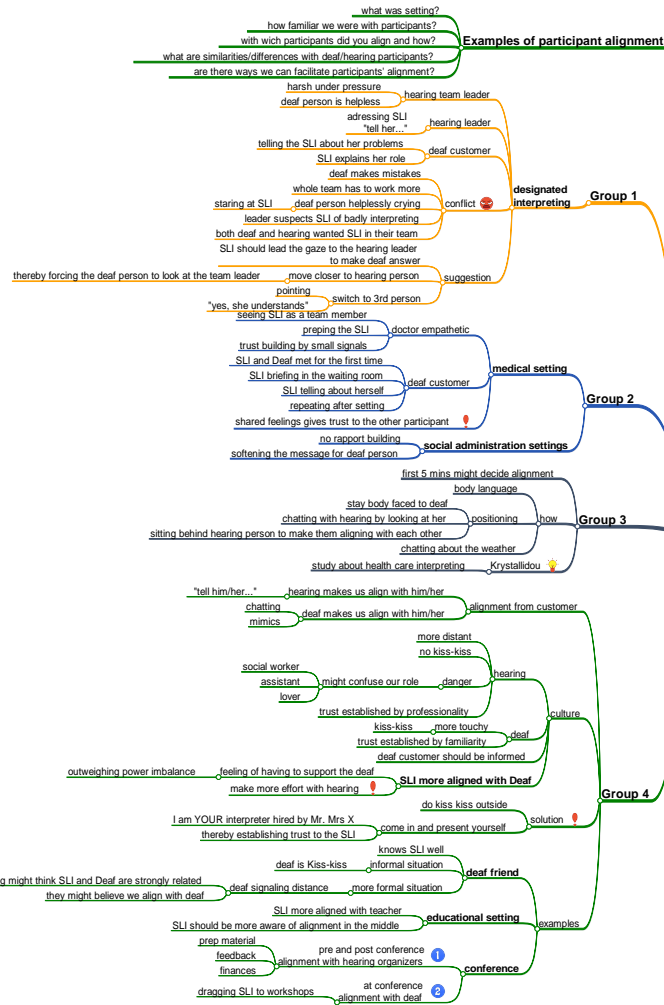
Participant alignment refers to how much the interpreter is directing their communication to, or seeming to identify with, a specific participant (or, possibly, a sub-group of participants). In addition, it may be that the interpreter is reacting directly to utterances made by one of the interlocutors.



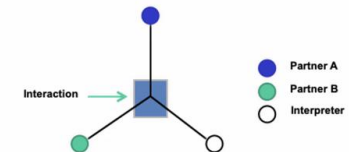
Robert G. Lee
Role Space

Participant Alignment

15.3.2021



Dialogical model (Bélanger 2004)



Not only is meaning constructed by the participants (including the interpreter), the interaction *itself* is also mutually constructed.

Bélanger, D-C. (2004) 'Interactional patterns in dialogue interpreting', *Journal of Interpretation*, 1-18.